

Student Achievement and Success Goals Report from 2017-2023





Student Success Goals and Achievement













Mission





















Navarro College provides educational opportunities that empower students to achieve their personal, academic, and career goals and that promote life-long learning for all communities served.

Student Achievement

To evaluate its effectiveness in supporting student success and achievement, the College tracks the following key performance indicators (KPIs) as part of its strategic goals assessment process: persistence, retention, successful course completion, graduation, transfer, job placement, and state licensure. For the purpose of evaluation, benchmarks were identified for each KPI to provide a basis for assessing individual goal achievement. In some cases, as noted in the chart below, the benchmark is based upon the average of Texas Higher Education Coordinating Board (THECB) or Southern Association of Colleges and Schools Commission on Colleges (SACSCOC) peer group outcomes data; while in other cases, the benchmark is based upon a rolling two-year average of the College's internal data.

-  Green indicates the College is within less than 1% or above of reaching or exceeding the Benchmark.
-  Yellow indicates the College is within 1% - 5% below reaching the Benchmark.
-  Red indicates the College is over 5% below reaching the Benchmark.
-  White indicates the data is not available at this time.

Criteria	Achievement Goal	Benchmark	Performance			
Retention	To meet or exceed the benchmark of all students enrolled by the 12th day of class to the end of the term.	Navarro College prior 2-year retention rate average.	Fall 2020  Navarro: 89.62% Benchmark: 91.11%	Fall 2021  Navarro: 89.68% Benchmark: 90.51%	Fall 2022  Navarro: 89.98% Benchmark: 89.64%	Fall 2023  Navarro: 90.75% Benchmark: 89.83%
Graduation Key Student Completion Indicator (KSCI)	To meet or exceed the benchmark of first-time, full-time, credential seeking students who graduate after 3-years.	SACSCOC peer group average of the 3-year graduation rate.	Fall 2016  Navarro: 23% Benchmark: 26%	Fall 2017  Navarro: 24% Benchmark: 29%	Fall 2018  Navarro: 23% Benchmark: 28%	Fall 2019  Navarro: 25% Benchmark: 31%
Graduation	To meet or exceed the benchmark of first-time, full-time, credential seeking students who graduate after 3-years.	THECB peer group average of the 3-year graduation rate.	Fall 2017  Navarro: 26.20% Benchmark: 20.40%	Fall 2018  Navarro: 24.90% Benchmark: 22.50%	Fall 2019  Navarro: 27.50% Benchmark: 21.60%	Fall 2020  Navarro: 29.90% Benchmark: 24.90%

Persistence	To meet or exceed the benchmark of first-time, full-time, credential-seeking undergraduates who persisted after 2-years.	THECB peer group average of the 2-year persistence rate.	Fall 2018  Navarro: 41.50% Benchmark: 52.00%	Fall 2019  Navarro: 38.10% Benchmark: 49.40%	Fall 2020  Navarro: 41.50% Benchmark: 52.90%	Fall 2021  Navarro: 45.70% Benchmark: 51.50%
Successful Course Completion	To meet or exceed the benchmark of all students enrolled by the 12 th day of class to the end of the term with a grade C or better.	Navarro College prior 2-year course completion rate average.	Fall 2020  Navarro: 70.33% Benchmark: 74.14%	Fall 2021  Navarro: 73.81% Benchmark: 72.16%	Fall 2022  Navarro: 74.73% Benchmark: 71.99%	Fall 2023  Navarro: 75.86% Benchmark: 74.26%
Transfer	To meet or exceed the benchmark of students who transferred to a four-year institution with 30 SCH or more after 1-year.	THECB peer group average of the transfer rate after 1-year, with more than 30 SCH.	FY 2020  Navarro: 17.30% Benchmark: 24.10%	FY 2021  Navarro: 19.80% Benchmark: 23.50%	FY 2022  Navarro: 20.60% Benchmark: 22.70%	FY 2023  Navarro: 19.50% Benchmark: 21.90%
Employment	To meet or exceed the benchmark of graduates from the preceding fiscal year who were employed by the following fall.	THECB peer group average of the employment rate after completion.	FY 2019  Navarro: 41.50% Benchmark: 39.90%	FY 2020  Navarro: 45.00% Benchmark: 39.70%	FY 2021  Navarro: 44.80% Benchmark: 41.90%	FY 2022  Navarro: 46.00% Benchmark: 42.90%
State Licensing Examinations	To meet or exceed the benchmark of students who pass the licensure and certification examination for approved technical associate degree or certificate programs leading to a profession requiring licensure or certification.	THECB pass rate of the approved technical associate degree and certificate programs offered statewide.	FY 2020  Navarro: 89.46% Benchmark: 88.91%	FY 2021  NC Data not available* Benchmark: 88.25%	FY 2022  Navarro: 86.87% Benchmark: 87.54%	FY 2023  Navarro: 91.16% Benchmark: 89.96%

Sources: Retention and Success data is from the Navarro College's internal certified records. State Licensing Examinations data is from the THECB Accountability Report. Graduation KSCI data is from IPEDS Data Feedback Report. <https://nces.ed.gov/ipeds/use-the-data> All other Student Success data is obtained from the THECB Institutional Resumes. <https://apps.highered.texas.gov/resumes/>

*The black box for State Licensing 2021 is used to show that the data is not available for Navarro College and will not be coming in the future. The data was not reported that year in error.

Note: The data presented above includes two key corrections from previous posted data. First, the retention data for Fall 2022 was inaccurately calculated due to an error in the actual field, which has now been rectified. Additionally, the Persistence benchmark for Fall 2018 has been revised to reflect accurate information. Graduation KSCI added to report June 2025.

Updated: 7.1.25